

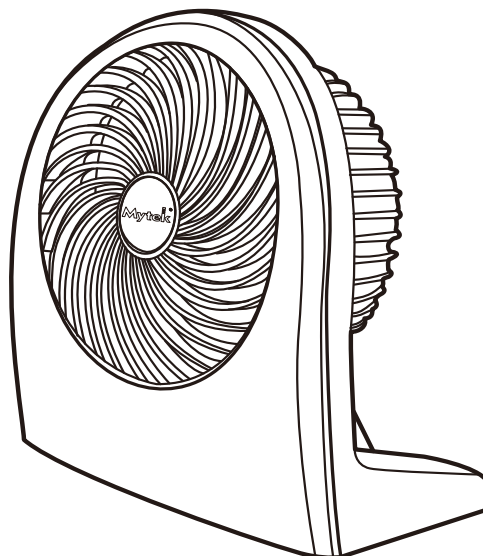
Mytek®

DESK FAN

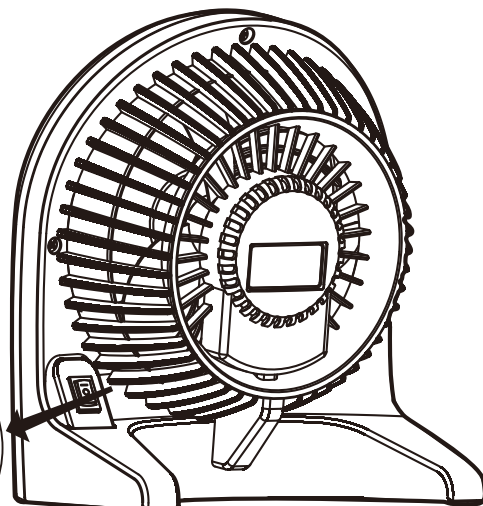
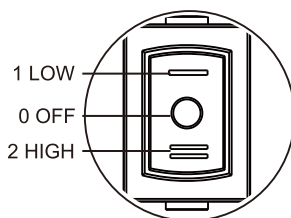
Model:

3199

**READ ALL
INSTRUCTIONS
BEFORE USING
THIS FAN**



**USE AS
SHOWN**



OPERATING INSTRUCTIONS:

1. Be sure to place fan on dry level surface.
2. Before plug cord into outlet make sure the speed controls with located on the motor housing cover in the off position and the outlet is 120 volt AC.
3. To adjust the speed. ("0" OFF , "1"LOW, "2"HIGH.)

K25#319921UL

INSTRUCTIONS FOR USE AND CARE

READ ALL INSTRUCTIONS BEFORE USING THIS FAN:

When using electrical appliances, basic safety precautions should always be followed including the following:

1. Use this fan only as described in this manual. Other use not recommended may cause fire, electric shock or injury.
2. To protect against electrical shock, do not immerse unit, plug or cord in water or spray with liquids.
3. Unplug power cord before installing, servicing, or moving the Fan.
4. Do not operate the fan with a damaged cord, plug, after a malfunction or if dropped or damaged in any manner (see warranty).
5. Always use on a dry, level surface.
6. Do not hang or mount fan on a wall or ceiling.
7. Do not operate the fan in the presence of explosive and/or flammable fumes.
8. Do not place the fan or any parts near an open flame, cooking or other heating appliances.
9. Do not operate if the fan housing is removed or damaged.
10. Avoid contact with moving fan parts.
11. To disconnect, grip the plug and pull it from the wall outlet. Never yank the cord.
12. Close supervision is necessary when any appliance is used by or near children.
13. This product is intended for household use ONLY and not for commercial, industrial or outside use.
14. This product employs overload protection (fuse). A blown fuse indicates an overload or short-circuit situation. If the fuse blows, unplug the product from the outlet. Replace the fuse as per the user servicing instructions (follow product marking for proper fuse rating) and check the product. If the replacement fuse blows, a short-circuit may be present and the product should be discarded or returned to an authorized service facility for examination and/or repair.
15. Do not operate any fan with a damaged cord or plug. Discard fan or return to an authorized service facility for examination and/or repair.
16. Do not run cord under carpeting. Do not cover cord with throw rugs, runners, or similar coverings. Do not route cord under furniture or appliances. Arrange cord away from traffic area and where it will not be tripped over.

CAUTION:

1. To reduce the risk of fire or electrical shocked do not use this fan with any solid state fan speed control device.
2. This appliance has a polarized plug (one blade is wider than the other). As a safety feature, this plug will fit in polarized outlet only one way. If the plug does not fit fully in the outlet, reverse the plug. If it still does not fit, contact a qualified electrician. Never use with an extension cord unless plug can be fully inserted. Do not attempt to defeat this safety feature.

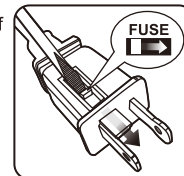
San Diego California, U.S.A.

4689 Convoy St. San Diego, CA92111

TEL: (619) 267 0345 FAX: (619) 267 0348

USER SERVICING INSTRUCTIONS

1. Grasp plug and remove from the receptacle or other outlet device. Do not unplug by pulling on cord.
2. Open fuse cover. Slide open fuse access cover on top of attachment plug towards blades.
3. Remove fuse carefully by prying it out.
4. Risk of fire. Replace fuse only with 2.5 Amp, 125 Volt fuse (provided with product).
5. Close fuse cover. Slide closed the fuse access cover on top of attachment plug.
6. For an authorized replacement fuse, please contact our customer service.



MAINTENANCE AND CLEANING:

To care correctly and safely for your Mytek stand fan, practice the following instructions.

1. Always unplug the fan before cleaning.
2. When you clean around the housing area be sure to use a soft cloth moistened with a mild soap.
3. Do not use any cleaner such as gasoline, thinner or benzine.
4. Place the fan in a dry storage.

SERVICE INSTRUCTIONS:

1. Do not attempt to repair or adjust any electrical or mechanical functions on this unit. Doing so will void the warranty.
2. If you have any questions, please call our customer service representatives.
3. If you need to exchange a unit, please return it with its original carton and receipt to the store where you purchased it.
4. If you return the unit after 30 days, please see the enclosed warranty.
5. If you have any other question or comments, feel free to write us:

NOTE: This equipment has been tested and found to comply with the limits for a Class B digital device, pursuant to part 15 of the FCC Rules. These limits are designed to provide reasonable protection against harmful interference in a residential installation. This equipment generates, uses and can radiate radio frequency energy and, if not installed and used in accordance with the instructions, may cause harmful interference to radio communications. However, there is no guarantee that interference will not occur in a particular installation. If this equipment does cause harmful interference to radio or television reception, which can be determined by turning the equipment off and on, the user is encouraged to try to correct the interference by one or more of the following measures:

- Reorient or relocate the receiving antenna.
- Increase the separation between the equipment and receiver.
- Connect the equipment into an outlet on a circuit different from that to which the receiver is connected.
- Consult the dealer or an experienced radio/TV technician for help.



This device complies with part 15 of the FCC Rules.

Operation is subject to the following two conditions:

- (1) This device may not cause harmful interference, and
- (2) this device must accept any interference received, including interference that may cause undesired operation.